


GybeHub First-time User Helper

Welcome to the first-time registration helper for the 2026 Grosse Pointe Sail Club Sundown Series. First time registration is easy, and once you create your profile, you will be able to continue using this in the future at GPSC events and events of any other clubs utilizing this platform.

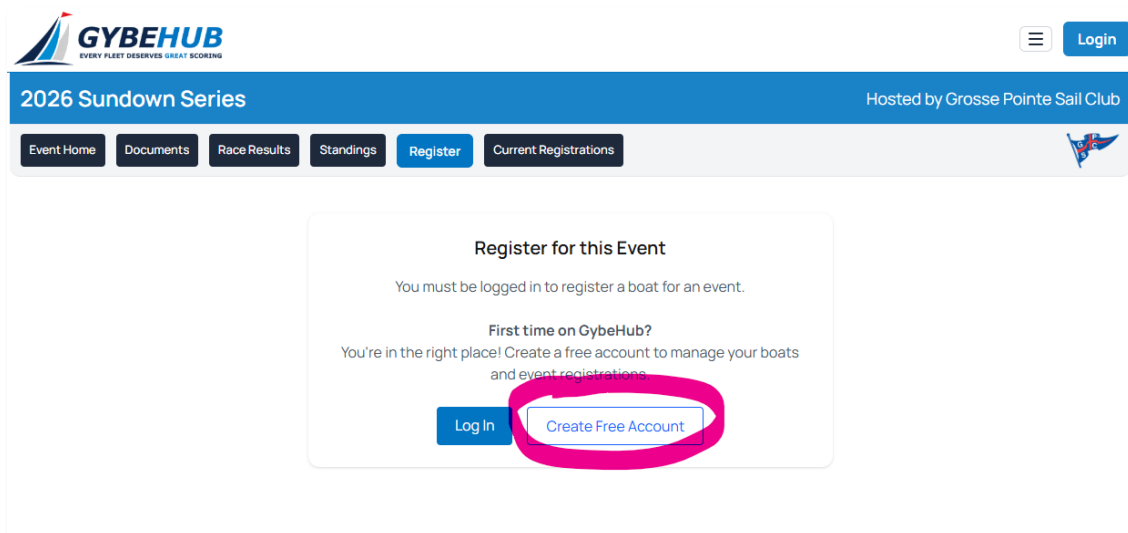
Step 1.

To begin, navigate to the Sundown Series page at GPSC.org or to the GPSC profile on GybeHub (<https://gybehub.com/org/gpsc>). Once you are at the active event page for the 2026 Sundown Series click register (shown below). You may already have the direct link from an email.



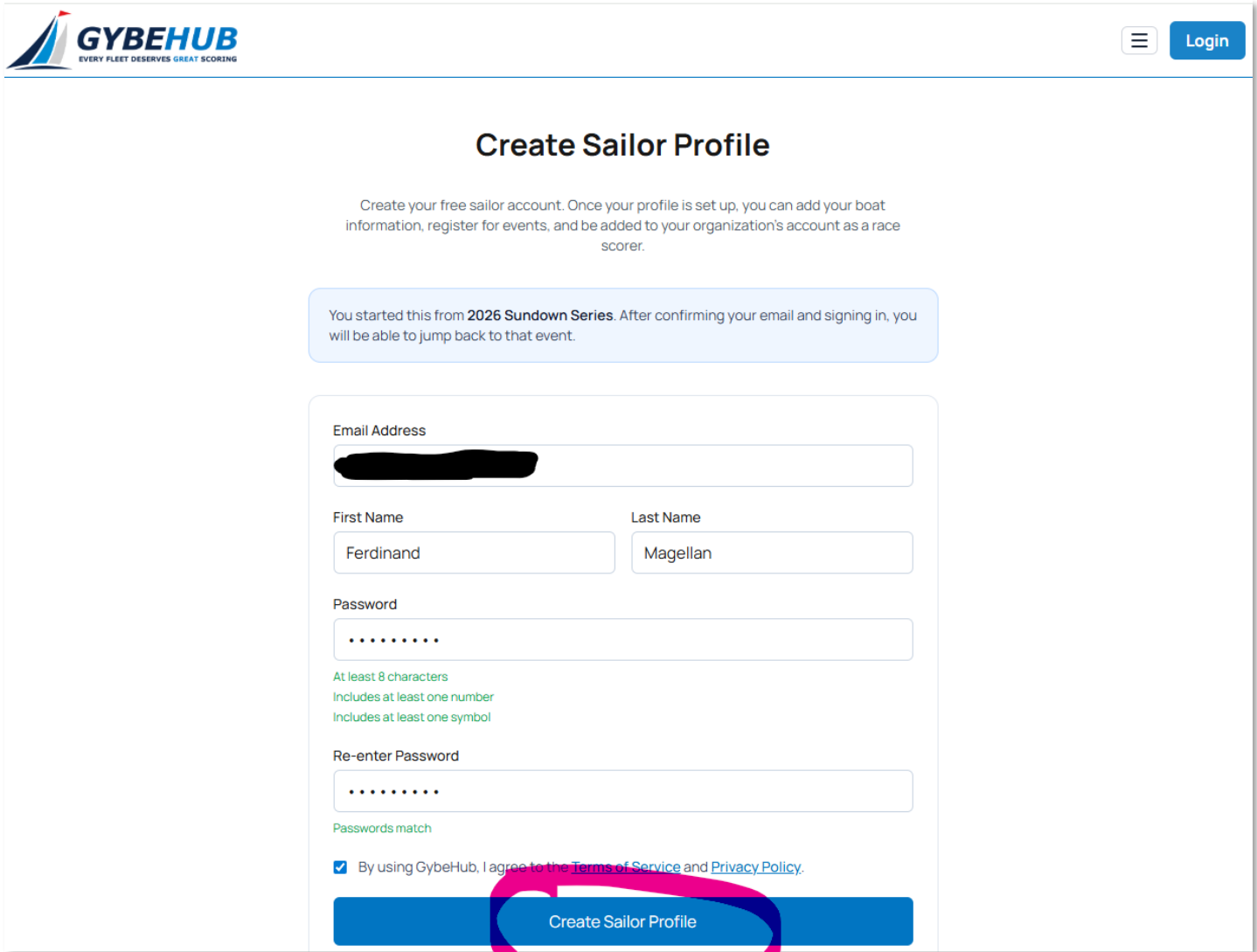
Step 2.

Next, click **REGISTER** on the event's menu bar. When you are on this page, since you are a new user, you will be prompted to create a new account. Click **CREATE FREE ACCOUNT**.



Step 3.

Next, create your Sailor profile. A Sailor profile can have multiple boats attached to it, and can later be assigned by a club or organization as a scorer for sailing events. Fill out the registration for completely and click **CREATE SAILOR PROFILE**. Be sure to follow the password strength rules.



The screenshot shows the GybeHub website's registration page. At the top left is the GybeHub logo with the tagline "EVERY FLEET DESERVES GREAT SCORING". At the top right is a "Login" button. The main heading is "Create Sailor Profile". Below the heading is a descriptive paragraph: "Create your free sailor account. Once your profile is set up, you can add your boat information, register for events, and be added to your organization's account as a race scorer." A light blue callout box states: "You started this from 2026 Sundown Series. After confirming your email and signing in, you will be able to jump back to that event." The registration form contains the following fields: "Email Address" (redacted with a black box), "First Name" (Ferdinand), "Last Name" (Magellan), "Password" (masked with dots), and "Re-enter Password" (masked with dots). Below the password fields are three green validation messages: "At least 8 characters", "Includes at least one number", and "Includes at least one symbol". Below the re-enter password field is a green message: "Passwords match". At the bottom of the form is a checked checkbox with the text: "By using GybeHub, I agree to the [Terms of Service](#) and [Privacy Policy](#)." A large blue button labeled "Create Sailor Profile" is at the bottom of the form, circled in pink.

Step 4.

Next, you will see a green box showing that your submission was accepted and that you need to confirm your account. This is done by clicking the confirmation button on the email sent to the address you used when you created your account. This email will come from GybeHub. If it doesn't appear within a few minutes, you can resend the confirmation email. Check spam folders for this email if you don't see it in your regular inbox.

GYBEHUB
EVERY FLEET DESERVES GREAT SCORING

Login

Create Sailor Profile

Create your free sailor account. Once your profile is set up, you can add your boat information, register for events, and be added to your organization's account as a race scorer.

You started this from **2026 Sundown Series**. After confirming your email and signing in, you will be able to jump back to that event.

Check your email to confirm your account and continue back to 2026 Sundown Series.

Email Address
gybehubtest1@gpsc.org

First Name: Ferdinand
Last Name: Magellan

Password:
At least 8 characters
Includes at least one number
Includes at least one symbol

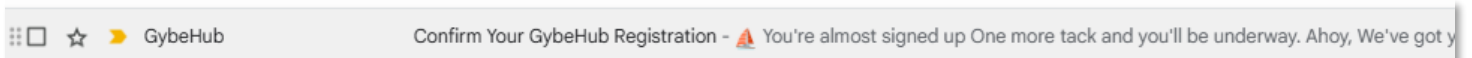
Re-enter Password:
Passwords match

By using GybeHub, I agree to the [Terms of Service](#) and [Privacy Policy](#).

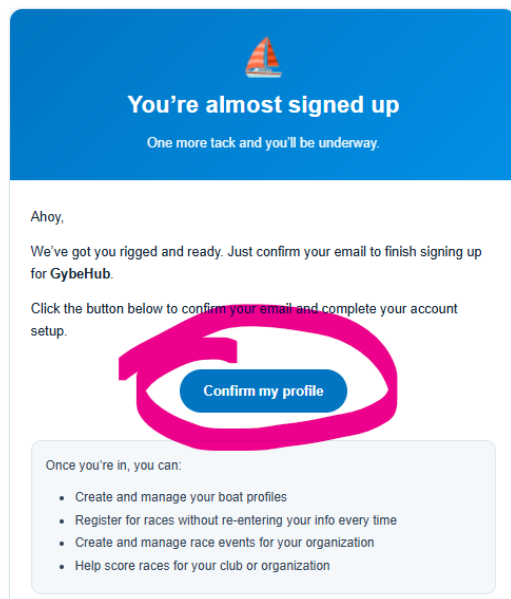
Confirmation Email Sent

Didn't get it? Check spam or resend.
Resend Confirmation Email

The image below is what the confirmation email should like (Gmail pictured here)

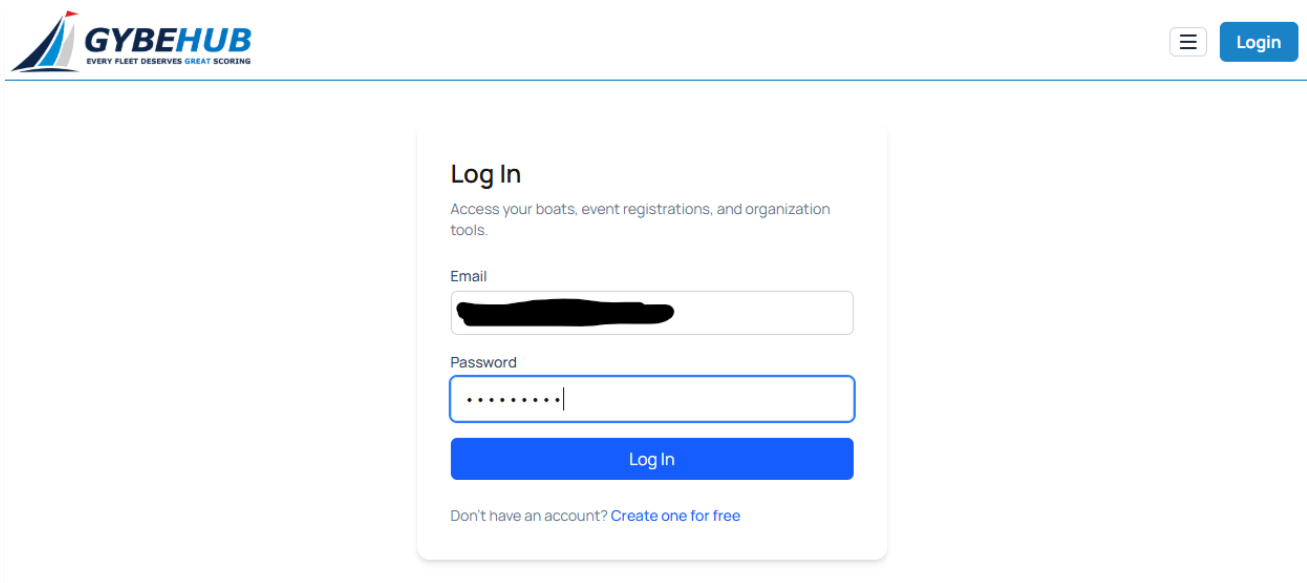


This is an example of the email you will receive to confirm your account.



Step 5.

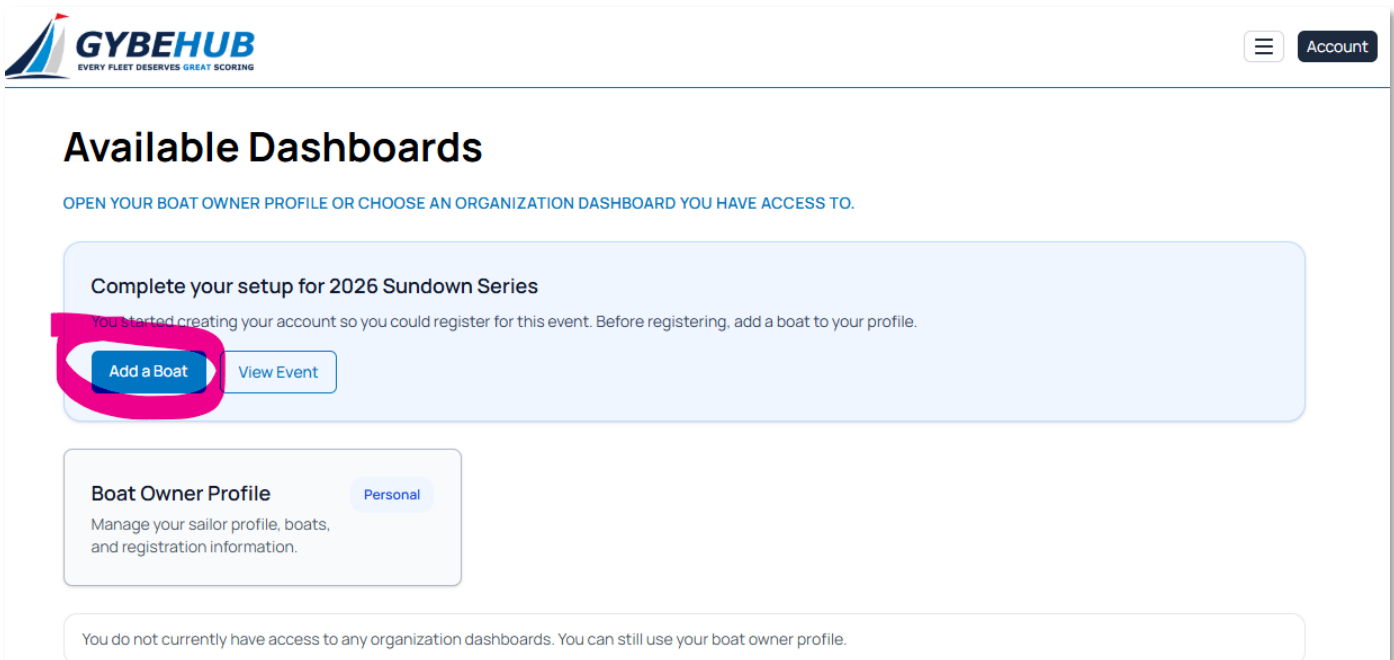
Once you confirm your profile, you can then sign in with the email address and password used when you created your profile.



The screenshot shows the GYBEHUB login page. At the top left is the GYBEHUB logo with the tagline "EVERY FLEET DESERVES GREAT SCORING". At the top right is a menu icon and a "Login" button. The main content area features a "Log In" section with the text "Access your boats, event registrations, and organization tools." Below this are two input fields: "Email" (containing a redacted email address) and "Password" (containing masked characters). A blue "Log In" button is positioned below the password field. At the bottom of the login section, there is a link: "Don't have an account? [Create one for free](#)".

Step 6.

Once logged in, you will see your Dashboard homepage. You will notice a prompt at the top telling you to add a boat to your profile to continue signing up for the Sundown Series. Click **ADD A BOAT**.




The screenshot shows the GYBEHUB dashboard homepage. At the top left is the GYBEHUB logo with the tagline "EVERY FLEET DESERVES GREAT SCORING". At the top right is a menu icon and an "Account" button. The main content area features a "Available Dashboards" section with the text "OPEN YOUR BOAT OWNER PROFILE OR CHOOSE AN ORGANIZATION DASHBOARD YOU HAVE ACCESS TO." Below this is a prominent blue box with the heading "Complete your setup for 2026 Sundown Series" and the text "You started creating your account so you could register for this event. Before registering, add a boat to your profile." Inside this box are two buttons: "Add a Boat" (highlighted with a red circle) and "View Event". Below this is a "Boat Owner Profile" section with a "Personal" tab and the text "Manage your sailor profile, boats, and registration information." At the bottom of the dashboard, there is a message: "You do not currently have access to any organization dashboards. You can still use your boat owner profile."

Step 7.

You will now complete the boat profile for the boat you are entering into the Sundown Series. Please complete this as much as possible, then click **ADD BOAT**.

Boat Photo



Upload Boat Photo

Remove Selected Photo

After selecting a photo, you can drag and zoom it into position before saving a 5:4 crop.

Boat Information

Boat Name	Sail Number	
<input type="text" value="Seaduced"/>	<input type="text" value="38"/>	
Make	Model	Year
<input type="text" value="Pearson"/>	<input type="text" value="26 OD"/>	<input type="text" value="1978"/>
Length Overall (ft)	Registration Number	Hull Color
<input type="text" value="26"/>	<input type="text"/>	<input type="text" value="White"/>
Club	Home Port	Home Port Location
<input type="text" value="GPSC"/>	<input type="text" value="Windmill Pointe Marina"/>	<input type="text" value="Grosse Pointe Park, MI"/>
Default Skipper First Name	Default Skipper Last Name	
<input type="text" value="Ferdinand"/>	<input type="text" value="Magellan"/>	

PHRF

Enter your boat's PHRF ratings from your local PHRF certificate. Terminology may vary by region. For example, *Mid-West PHRF* refers to Base Rating as *DHCP* and JAM Rating as *NSHCP*.

Base Rating	JAM Rating
<input type="text" value="225"/>	<input type="text" value="231"/>

ORC Ratings

Add Boat

Step 8.

Now that you've returned to your Dashboard Homepage, and now that your boat profile has been created, please use the link in the registration prompt by **clicking RETURN TO EVENT REGISTRATION**.

GYBEHUB
EVERY FLEET DESERVES GREAT SCORING

Account

Available Dashboards

OPEN YOUR BOAT OWNER PROFILE OR CHOOSE AN ORGANIZATION DASHBOARD YOU HAVE ACCESS TO.

You're ready to register for 2026 Sundown Series
Your account and boat profile are ready. Return to the event to complete registration.

[Return to Event Registration](#) [View Boat Owner Profile](#)

Boat Owner Profile Personal
Manage your sailor profile, boats, and registration information.

You do not currently have access to any organization dashboards. You can still use your boat owner profile.

Step 9.

Fill out the registration form completely. Be sure to select the classes you want to race in for either or both the Spring and Summer series. Select your payment method and submit your registration. If you pay online, you will be transferred to the payment page. Once you enter your payment in the Stripe dashboard, please wait to be redirected back to the event page to see your registration confirmation.

GYBEHUB
EVERY FLEET DESERVES GREAT SCORING

Account

2026 Sundown Series

Hosted by Grosse Pointe Sail Club

Event Home Documents Race Results Standings **Register** Current Registrations

Event Registration

Complete the form below to register your boat for this event.

Boat and Fleet

BOAT
Seaduced (38)

Select the series you want to enter and choose a requested fleet type for each.

Spring
No series fee

REQUESTED FLEET TYPE
JAM

Summer
No series fee

REQUESTED FLEET TYPE
JAM

BOAT NAME: Seaduced SAIL NUMBER: 38

Ratings
PHRF

[Event Home](#)[Documents](#)[Race Results](#)[Standings](#)[Register](#)[Current Registrations](#)

Payment successful. Your registration was submitted.



About This Event

Welcome to the Grosse Pointe Sail Club Sundown Series, the longest-running weekly sailboat racing series on Lake St. Clair.

The 2026 season proudly marks the 66th consecutive year of Tuesday evening racing, continuing a tradition that runs from May through September. For